



Art Virtual Learning

Early Education

Tracing Circles

April 20, 2020



Early Ed Art
Lesson: 04/20/2020

Learning Target:




Students will use their fine motor skills to trace circles.

Let's Get Started:

Watch Video: [Shape Song](#)

Practice:

Practice tracing the circles with your fingers or a writing utensil.



Activity:

Tracing Circles

Materials needed: Marker/pen/pencil, paper, tape, cups



1. Tape paper to the table.
2. Give your child a cup and writing utensil.
3. Have them trace the cup. You may need to show them by hand over hand or doing the tracing first.

Watch video: [Tracing and cutting objects](#)

Another way to play is to have your child trace his/ her hand and practice tracing your hand or trace different objects